

RB565 PREMIUM HD ROUND BALER



RB565 PREMIUM HD

ROUND BALER

SPECIFICATIONS






RB565 APS **CASE IH**
PREMIUM HD

CASE IH

EXTREME CAPACITY FOR THE ULTIMATE CROP FLEXIBILITY.

From wet silage to dry hay to straw and stalks, the new Case IH RB565 Premium HD round baler provides the flexibility to bale a full range of crops. The RB565 Premium HD round baler is equipped with components to efficiently handle haymaking, even at higher moisture levels.

With heavy-duty features such as a larger gearbox, chains and sprockets and value-added features like stubble-resistant tires and on-board moisture sensor, the Premium HD round baler is ready to deliver high-efficiency hay production for your next hay season.



HEAVY-DUTY GEARBOX AND DRIVES.

A new heavy-duty gearbox, with a larger 45 mm jackshaft and massive 1 1/4-inch Diamond chain on the main drive, provides performance and durability.

SILAGE-READY.

For baling high-moisture crops, this all-purpose, multicrop round baler includes the same proven roll configuration found in the RB5 series 4 foot silage balers to produce quality 5x6-foot bales.

Dual chopping rolls and neoprene-backwrap roll prevent crop buildup.

HIGH TORQUE CUT-OUT CLUTCH.

The high-capacity cut-out clutch allows for maximum torque throughput to power through thick and heavy windrows.

- 540 RPM clutch setting increased 11%, from 1,900 Nm to 2,100 Nm
- 1,000 RPM clutch setting increased 25%, from 1,200 Nm to 1,500 Nm

MONITOR OPTION.

Easy-to-use monitors relay information such as bale shape indicators, bale size, wrap choice, number of wraps and density from inside the bale chamber.

ISOBUS CLASS 3 TRACTOR AND BALER AUTOMATION.

When used with a compatible tractor, balers equipped with **ISOBUS automation** can automatically stop the tractor, apply net wrap to the bale, and raise and lower the tailgate without operator input.



DESIGNED FOR QUICK, EFFICIENT CROP PICKUP.

The RB565 Premium HD round baler is equipped with features and technology to take high-efficiency hay production to the next level.



■ FIVE-BAR PICKUP.

The pickup reel has a total of **160 rubber-mounted steel tines** and is **more than 6.5 feet (2 meters) in width from tine to tine**. More bars and more tines mean consistent feeding and better pickup — even in short crops.



■ HEAVY-DUTY PICKUP REEL.

Two-piece bar design features **five solid tine bars and no joint at reel spider**. **Stronger tines last five times longer in field tests**, and full-height pickup dividers keep tines aligned and reduce the possibility of damage, even in cornstalks.



■ FRONT-LOADING WRAP SYSTEM.


Front-loading net wrap system features electrical controls with separate motors for duckbill and net knife operation. **The net knife cuts upward**, putting less stress on the components, and the **net tube pivots downward for easier loading**, all to optimize wrapping quality.

■ HITCH CONVENIENCE PACKAGE.

Conveniently routes hoses and harnesses **above and away from the PTO**. A **fold-down support holds the PTO shaft when not in use**. A self-locking short hitch pin mechanism prevents crop dragging while baling.

■ CASTERING GAUGE WHEELS.

No tools are needed to adapt to changing field conditions. Height adjustment is as easy as pulling a lynch pin and setting the desired height to provide optimal pickup protection. **Castering wheels prevent scuffing** your valuable crops when turning in headlands or working in curved windrows.






■ BELTS BUILT TO LAST.

The extreme-duty endless belt has **no splices**, so it tracks better and maintains crosswise rigidity while keeping lengthwise flexibility. The unique design **helps prevent belt failure from edge punctures or tears**, and sealed edges prevent fraying. Backed by a three-year/15,000-bale warranty.



■ NEW MOISTURE SENSOR OPTION.

Get moisture data in real-time on your monitor. The moisture system can **measure crops from 7% to 60%**. The operator can set both high- and low-moisture level warnings.



■ OVERSHOT FEEDING SYSTEM.

A series of 20 tines aggressively feed crops from the outside of the pickup to the center, which results in a more consistent crop mat and less crop hesitation.

■ NEW STUBBLE-RESISTANT TIRES.

High-flotation, stubble-resistant tires reduce compaction, **smooth out the ride in rough fields** and resist damage when baling in tough conditions.



■ NEW AXLE AND RAMP.

A new axle and bale ramp design **improves bale ejection and avoids net damage**. This new design allows for bales to drop onto a wider, flat surface and provides a smoother transition from the floor roll to the bale ramp.

MODEL	RB565 PREMIUM HD
BALE SIZE	
Diameter	36–72 in. (91.5–182 cm)
Width	61.5 in. (156 cm)
Weight	500–2,500 lb. (224–1 134 kg)
Density Pressure	Adjustable
PICKUP	
Tine Bars	5 solid bars
Width, Tine to Tine	81.5 in. (207 cm)
Width, Flare to Flare	90 in. (228.4 cm)
Tine Spacing	2.6 in. (7 cm)
Number of Tines	160 rubber-mounted
Reel Diameter	12.5 in. (31.5 cm)
Pickup Protection	Cut-out clutch
BALE FORMING CHAMBER	
Floor Roll	8 in. (20.3 cm)
Forming Rolls	3, each 10 in. (25.4 cm)
Stripper Roll	10 in. (25.4 cm)
Starter Roll	7 in. (17 cm)
Bottom Tailgate Idler Roll	5.5 in. (14 cm)
BELTS	
Type	Endless
Number of Belts	8
Width	7 in. (17 cm)
Length	421 in. (1 068 cm)
WRAPPING SYSTEM	
Twine Application	Dual twine arms
Twine Control	Automatic, electric
Twine Storage Capacity	6 balls
Net Wrap	1 active roll + 2 rolls in storage
BALER DIMENSIONS	
Overall Width (with 21.5 Tires)	128.5 in. (326.3 cm)
Overall Length, Tailgate Closed	188.6 in. (479 cm)
Overall Height, Tailgate Closed	122.2 in. (310.3 cm)
Overall Height, Tailgate Open	178.7 in. (454 cm)
Shipping Weight	7,450 lb. (3 379 kg)
TRACTOR REQUIREMENTS	
PTO HP (Minimum)	80 HP
PTO Speed	540 or 1,000
PTO Protection	Cut-out clutch
Hydraulic Remote Required	2
TIRE OPTIONS	
Low-Profile Flotation	18 L-16.1SL, 10PR
High-Profile Flotation	21.5 L × 16.1SL, 10PR

CASE IH SOLUTIONS.

From fieldwork to chores around the farmyard, you can depend on the entire lineup of tractors and hay and forage tools from Case IH.



■ Take farm chores to the next level: Farmall® series tractors with a range of loaders and attachments:

- Iconic **Farmall series tractors** (30 to 140 engine hp) are the farm workhorses with customizable options from economy to deluxe.
- **Heavy-duty loaders** are designed for Case IH tractors so you can easily switch between **attachments** for the task at hand.

■ Match performance in the field: Maxxum® series tractors with Case IH mowers, conditioners and wheel rakes:

- **Maxxum series tractors** (116 to 145 engine hp) deliver premium features of a high horsepower tractor in a utility package. Choose from three transmission levels for maximum productivity – from fieldwork to chores around the farm.
- Fast, clean cutting **mowers** and high-quality **conditioners** help you get more from your hayfields.

- Featuring quick simple adjustments and heavy-duty construction, **WR series wheel rakes** are built to help you move high capacities of hay.

■ Cut and bale high-quality hay: Puma® series tractors with WD4 series windrowers and RB5 series round balers:

- **Puma series tractors** (150 to 240 engine hp) offer big iron power, performance and comfort in mid-range tractors.
- **WD4 series windrowers** with diverse header options help you cover more acres with speed and comfort.
- **RB5 series round balers** consistently build dense round bales from 400 to 2,200 pounds.

■ Make quick work out of big acreage: Optum® series tractors with square balers:

- **Optum series tractors** (217 to 300 hp) deliver the muscle for both row-crop applications and hay and forage operations.

- **Rugged SB1 series small square balers** and **LB4 large square balers** produce dense, uniform bales — season after season.

■ Lift and move more each day: CASE skid steer loaders and attachments:

- CASE **skid steers** deliver the muscle to get the job done. From a strong wheel base to the ultimate in cab comfort, you can easily maneuver around the farm and switch tasks.

**Work with your local Case IH dealer
to build the lineup that is right for your operation.**

SOLUTIONS FOR EVERY TASK



OPTUM®



2 MODELS | 240–270 PTO HP

PUMA® (Long Wheel Base)



4 MODELS | 150–210 PTO HP

PUMA (Short Wheel Base)



2 MODELS | 125–140 PTO HP

MAXXUM® (ActiveDrive 8 & CVXDrive)



5 MODELS | 95–125 PTO HP

MAXXUM (ActiveDrive 4)



5 MODELS | 95–125 PTO HP

FARMALL® 100A



4 MODELS | 90–115 PTO HP

FARMALL UTILITY U



2 MODELS | 93–100 PTO HP

FARMALL UTILITY C



6 MODELS | 50–100 PTO HP

FARMALL UTILITY A



3 MODELS | 43–60 PTO HP

FARMALL UTILITY A (Non-Cab)



3 MODELS | 45–61 PTO HP

FARMALL N & V



5 MODELS | 62–93 PTO HP

FARMALL COMPACT C



4 MODELS | 29–46 PTO HP

FARMALL COMPACT A



2 MODELS | 28–34 PTO HP

SELF-PROPELLED WINDROWERS



3 MODELS | 150–250 HP

LARGE SQUARE BALERS



2 MODELS | 109 MINIMUM PTO HP

SMALL SQUARE BALERS



3 MODELS | 62 MINIMUM PTO HP

ROUND BALERS



3 MODELS | 60 MINIMUM PTO HP

ROUND BALER—UTILITY



1 MODEL | 40 MINIMUM PTO HP

DISC MOWER CONDITIONERS



4 MODELS | 65 MINIMUM PTO HP

SICKLEBAR MOWER CONDITIONER



1 MODEL | 60 MINIMUM PTO HP

PULL-TYPE DISC MOWER



1 MODEL | 60 MINIMUM PTO HP

DISC MOWERS—HEAVY-DUTY MOUNTED



3 MODELS | 45 MINIMUM PTO HP

DISC MOWERS—ECONOMY MOUNTED



3 MODELS | 35 MINIMUM PTO HP

SKID STEER LOADERS



9 MODELS | 2,600–6,800 LB. TIPPING LOAD

COMPACT TRACK LOADERS



5 MODELS | 5,400–9,000 LB. TIPPING LOAD

SAFETY NEVER HURTS!™ Always read the Operator's Manual before operating any equipment. Inspect equipment before using it, and be sure it is operating properly. Follow the product safety signs, and use any safety features provided. CNH Industrial America LLC reserves the right to make improvements in design and changes in specifications at any time without notice and without incurring any obligation to install them on units previously sold. Specifications, descriptions and illustrative material herein are as accurate as known at time of publication, but are subject to change without notice. Availability of some models and equipment builds varies according to the country in which the equipment is used.

©2019 CNH Industrial America LLC. All rights reserved. Case IH is a trademark registered in the United States and many other countries, owned by or licensed to CNH Industrial N.V., its subsidiaries or affiliates. Any trademarks referred to herein, in association with goods and/or services of companies other than CNH Industrial America LLC, are the property of those respective companies. Printed in U.S.A. www.caseih.com

CIH19080901